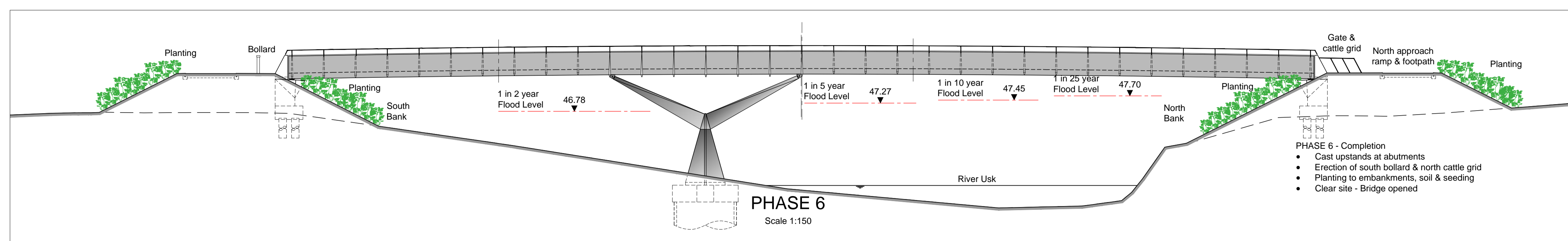
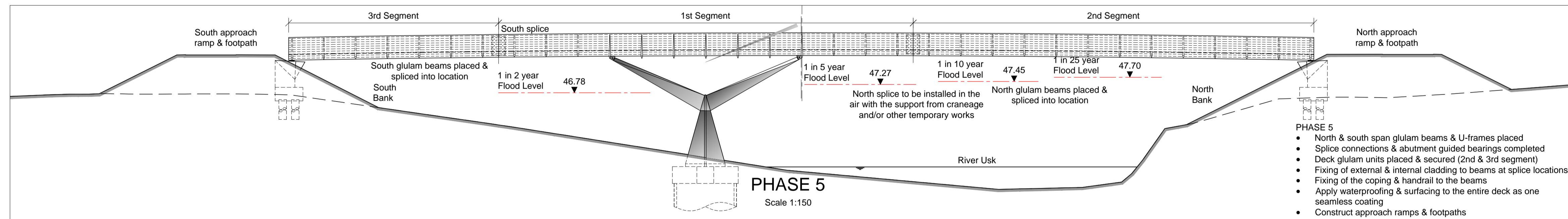
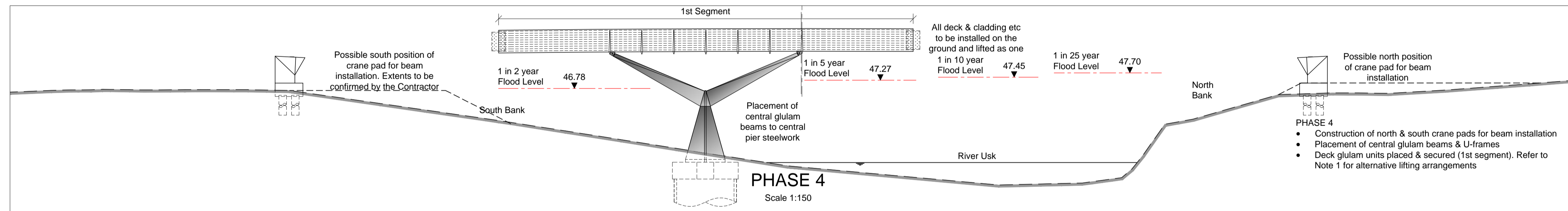
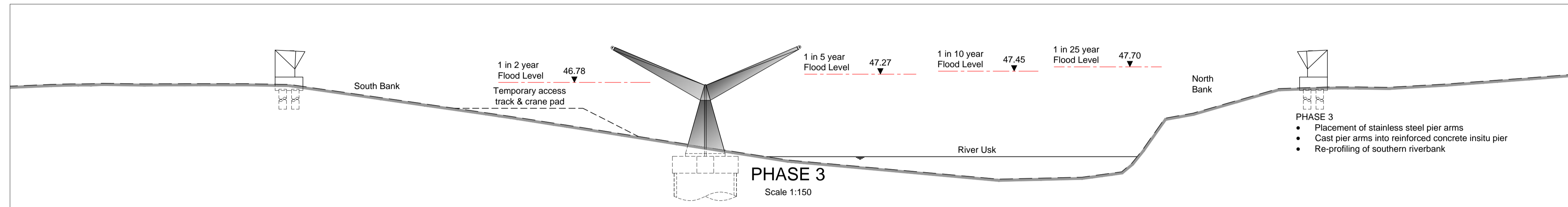
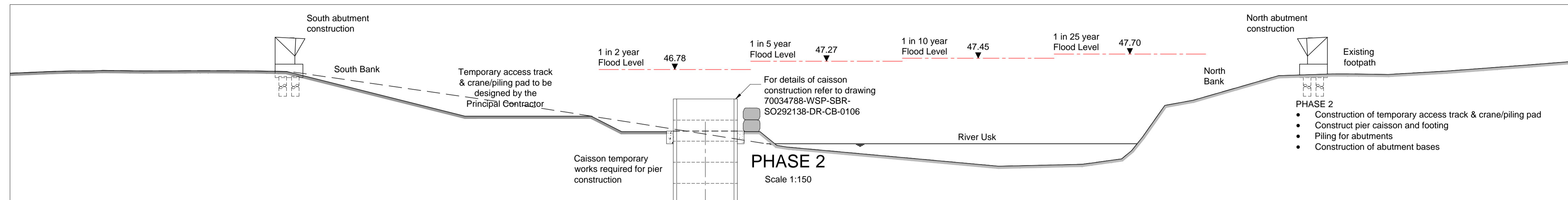
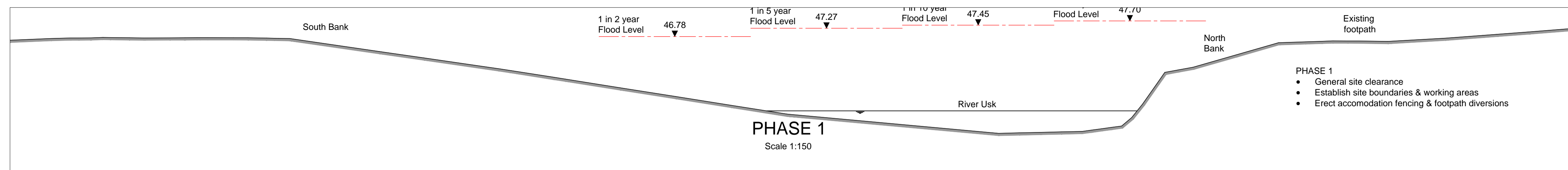


File name: \\UK\WSPGROUP\COMMON\DATA\PROJECTS\70034788-LLANFOIST TO ABERGAVENNY\17-4802-WIPBR BRIDGE ENGINEER\02 DRAWING\PLANNING DRAWINGS\70034788-WSP-SBR-SO292138-DR-CB-0107.DWG, printed on 22 February 2018 16:46:57, by Wilkinson, Andrew



DO NOT SCALE

NOTES

- MAIN BEAM LIFT SEQUENCE TO BE DETERMINED BY THE CONTRACTOR. THE FOLLOWING COMBINATIONS OF INSTALLATIONS SHALL BE CONSIDERED:
 - PLACE CENTRAL SEGMENT OF THE BRIDGE FIRST, THEN INSTALL SECOND AND THIRD SEGMENTS
 - LIFT TWO SEGMENTS AT ONCE, AND THIRD SEGMENT IN SECOND LIFT
 - LIFT ENTIRE BRIDGE IN ONE PIECE
- BEAMS SHALL BE LIFTED INTO POSITIONS FROM EITHER THE NORTH OR SOUTH SIDE, AND FINAL LIFTING ARRANGEMENT, INCLUDING THE REQUIRED TEMPORARY WORKS, SHALL BE DETERMINED BY THE CONTRACTOR
- THE CONTRACTOR IS RESPONSIBLE FOR ALL TEMPORARY WORKS AND MITIGATION MEASURES SO MEET THE CONSENT CONDITIONS

PLANNING ONLY

P1	23/02/2018	AW	ISSUED FOR PLANNING	LAE	SH
REV	DATE	BY	DESCRIPTION	CHK	APP
DRAWING STATUS: S2 - FOR INFORMATION					
1 Capital Quarter, Tyndall St, Cardiff, CF10 4BZ, UK T+ 44 (0) 292 076 9200 wsp.com					
CLIENT: monmouthshire COUNCIL sir llywly					
ARCHITECT: Knight Architects					
SITE/PROJECT: LLANFOIST TO ABERGAVENNY SHARED CYCLE FOOTBRIDGE					
TITLE: PROPOSED BRIDGE CONSTRUCTION SEQUENCE					
SCALE @ A1:	As Shown	CHECKED:	LAE	APPROVED:	SH
PROJECT NO:	70034788	DESIGNED:	MM	DRAWN:	AW
				DATE:	February 18
DRAWING NO:	70034788-WSP-SBR-SO292138-DR-CB-0107				REV:
					P1
© WSP UK Ltd					